

GMS Washington DC Trip 2023


October 18-21

Family Meeting Information Packet



W A S H I N G T O N

Washington DC



GREEN MIDDLE SCHOOL PROUDLY PRESENTS WASHINGTON DC OCTOBER 18 - 21, 2023

Wednesday, October 18th

- 6:30 AM Students report to school - 200 Smithie Drive, Smithville, Ohio 44677
- 7:00 AM Depart school en route to Gettysburg; rest & meal stops will be made every 2-3 hours (Oakmont MM 48 - rest stop / Sidling Hill MM 172 - lunch on your own - students to pack).
- 2:10 PM Arrive in Gettysburg for time in the museum and the film and cyclorama (confirmed starting @ 2:30pm), followed by a guided tour of the battlefields (confirmed 4 @ 3:30 pm – 5:30 pm).
- 6:30 PM Dinner at Golden Corral (Frederick, MD - included).
- 8:30 PM Check into our hotel for a two-night stay:

DoubleTree - Gaithersburg
620 Perry Parkway, Gaithersburg, MD 20877
301-977-8900

Private nighttime supervision is provided

Thursday, October 19th

- 6:14 AM Group wake up call.
- 6:45 AM Enjoy breakfast at the hotel (included).
- 7:30 AM Depart the hotel for the Mount Vernon.
- 9:00 AM Arrive at Mount Vernon for George Washington's Estate and Mansion (mansion tours, confirmed @ 11:05am, 11:10am, 12:30pm, 12:35pm). Upon departure from Mount Vernon we will enjoy a boxed lunch. Next, we visit Steven Udvar-Hazy Air & Space Museum.
- 3:15 PM Enjoy a visit to the Lincoln, Korean, Vietnam and WWII Memorials. We end our afternoon with a stop at Lafayette Park for a photo opportunity at the White House and time for souvenir shopping.
- 5:45 PM Enjoy dinner at Reagan Food Court (voucher - included).
- 6:45 PM This evening, we have a tour of the Memorials including MLK, FDR, and Jefferson.
- 9:15 PM Return to the hotel - ***Private nighttime supervision is provided***

Friday, October 20th

- 6:30 AM Group wake up call.
- 7:00 AM Breakfast at the hotel (included).
- 8:00 AM Depart the hotel for a visit to the Iwo Jima Memorial followed by Arlington Cemetery and the Tomb of the Unknown Soldier, Changing of the Guard ceremony (wreath presentation confirmed @ 12:15 pm) and the Kennedy Gravesites.
- 12:45 PM Enjoy lunch at Pentagon City Food Court (included). This afternoon, we visit the Smithsonian including the Natural and American History Museums. We must depart for Medieval Times by 5:15 pm.
- 7:00 PM Arrive at Medieval Times for dinner and tournament (included) 7:00 pm show; do not rush out of Medieval Times.
- 10:00 PM Depart Washington for home; rest stops will be made every 2 – 3 hours. Driver change at Hagerstown, MD.

Saturday, October 21st

- 5:15 AM Arrive back at school with many fond memories.

***ITINERARY MAY BE ADJUSTED TO SUIT GROUP NEEDS.

ATTRACTIONS LISTED MAY NOT ALL BE SEEN DUE TO TIME CONSTRAINTS SUCH AS LONG LINES, TRAFFIC, INCREASED SECURITY OR CLOSURES BEYOND OUR CONTROL .***

8/21/2023 V12

Nowak Tours - 1395 Barn Run Drive - Valley City OH - 44280 877-293-4900 - www.nowaktours.com

2023 Bag & Student drop-off and pick-up Information

Bag Drop Off & Medication Drop Off

- ALL BAGS AND MEDICATIONS MUST BE DROPPED OFF ON TUESDAY OCTOBER 17th!
- We will be accepting student bags and medication from 2:30-5:30 in the main GMS gym.
- Student's bag MUST be clearly labeled with the student's name
- Teachers will search all student bags
- Once searched your bag will be secured in the gym and no one (student and parents included) will have access to it again until in the hotel room on Wednesday night.
- NO OVERNIGHT BAGS or MEDICATION will be accepted on Wednesday.
- MEDICATION must come in the original bottle/packaging and should be placed within a plastic zip-lock type baggie with the student's name on it.

Students & Chaperone Arrival/Drop Off on morning of trip

- Students/Chaperones and their carry-ons should begin to arrive at the school at 6:00 AM.
- Students/Chaperones should all be in the main gym **no later** than 6:20 AM.
- Chaperones leaving their cars may do so in the old high school lot across from the field house.
- Drop off your child in the SHS student parking lot – **DO NOT use the playground/bus turn around lot**- please take this opportunity to say a one on one goodbye.
- Parents not attending as chaperones are not permitted in the gym but are asked to stay outside on the parking lot side of the bus drop off sidewalk to wave goodbye to their children.
- Students will line up outside/inside the GMS gym door and their carry-on will be searched before sitting in the stands with their bus group .
- Students are encouraged to use the restroom upon being checked in.
- We will load busses promptly at 6:45.
- 7:00 AM bus doors are closed and we leave on our journey!
- If you are not on the bus by 7:00 AM you will be left behind.

Students & Bag Pickup: Saturday 10/21

- LEAVE YOUR PHONE TURNED ON OVERNIGHT ON 10/20-10/21
- **Set your alarm for 5:00 AM! We will almost certainly arrive around then.**
 - **We typically arrive between 5:00 AM and 5:30 AM**
- We will send out a mass text when we arrive in Akron
 - sign up for the Remind DC texts – see info sheet
- Students can also text you personally at this time
- Please do not forget that you have children coming home very early Saturday
- Err on the side of being early – no child likes to be the last one picked up.

Reminder Checklist for Washington, D.C.

PUT YOUR NAME ON EVERYTHING THAT BELONGS TO YOU!

SOUVENIRS

- * \$75 suggested
- * DO NOT purchase: matches, lighters, knives, laser pointers, guns or any gun related items, swords, shot glasses, or T-shirts that are not school appropriate.

CELL PHONES

- * Phones will be collected by chaperones at the end of the day and will be returned to the students on the bus each morning.

PRESCRIPTION DRUGS

- * Must be in the original container.
- * Place in a plastic baggie with the student's name on it.
- * Must be turned in at baggage drop off on Tues Oct 17th.
- * Over-the-counter drugs are available from the nurses.
- * Students are responsible to get medications from the nurses.

CLOTHING

- * The school dress code will apply!
- * We are asking students to please wear jeans **WITHOUT** holes for our trip.
- * Students are encouraged to wear Smithie spiritwear on Wednesday.
- * Students **MUST** wear their provided GMS DC shirts on tour days – Purple on Thursday and Lime on Friday. Shirts must be visible at all times.
- * Wear layers, under your DC shirts, the weather will be unpredictable.
- * The tour goes on despite rain – be prepared with extra clothes.
- * Bring a plastic bag for dirty/wet clothes.

SHOES

- * Wear comfortable shoes! We will be doing a lot of walking!
- * You may want an extra pair in case one pair gets wet.

HEADSETS/GAMES/TABLETS

- * Gameboys, Nintendo Switches, tablets, etc. are permitted on the bus but they may NOT be used while touring! Laptops are NOT permitted.
- * All electronics with cameras will be collected by your chaperone each evening before getting off the bus and are NOT allowed in hotel rooms.

WE ARE NOT RESPONSIBLE FOR LOST OR STOLEN ITEMS!

SNACKS

- * Absolutely no gum on the DC Trip.
- * Snacks and drinks are permitted on the bus and in the hotel rooms.
- * We suggest limited snacks and beverages.
- * Organize limited snacks with your roommates.
- * NO GLASS CONTAINERS! Only plastic re-sealable bottles are allowed.
- * No dairy products or energy drinks.
- * There will be NO opportunity to use vending machines.
- * Students will not be permitted to purchase beverages, including coffee, at rest stops, from vendors, etc.
- * Buses and hotel rooms are expected to be kept clean – if you make a mess you will be expected to clean it up!

WATCHES/HAIR APPLIANCES

- * Someone in your group must have a watch (phone).
- * Organize with your roommates to share blow dryers, curling irons, etc.

SUITCASES

- * Luggage will be checked in Tuesday, Tues Oct 17th from 2:30-5:30 in the GMS gym.
- * One suitcase and one carry-on per student.
- * Luggage will be inspected.
- * NO aerosol cans, razors, or laser pointers.
- * Make sure your suitcase is a size you can handle yourself.
- * Your name must be visible on your luggage.
- * Suitcases will be stored under the bus and will NOT be accessible until in your hotel room.

BACKPACKS/BOOK BAGS

- * Backpacks/book bags count as your carry-on.
- * They may be taken on the bus.
- * They must stay on the bus while we are walking.
- * Consider a small drawstring bag to put your stuff in while walking.

ALL BAGS ARE INSPECTED AT MANY SITES AND WILL SLOW US DOWN SO ONLY CARRY THEM IF ABSOLUTLY NECESSARY!

BUS

- * NO co-ed seating on the bus.
- * Full size pillows are not permitted. Students may bring a small travel pillow.
- * You are responsible for keeping the bus clean!

Three Ways to Stay “In the know”

GMS Washington DC 2023 Trip Info


#1: **GMS DC 2023 Website:**

greenmsdc2023.weebly.com

What will I find there?

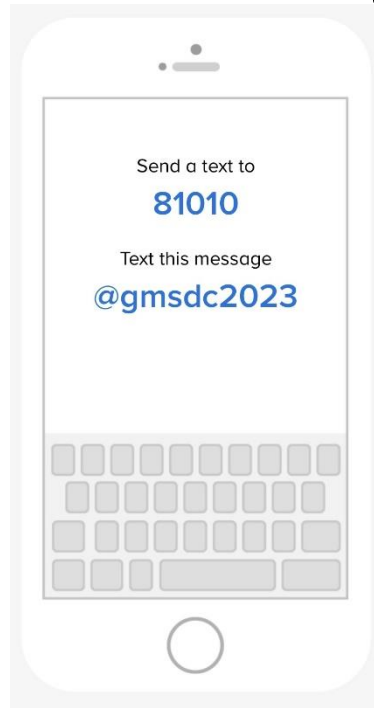
The most up-to-date info, Trip Itinerary, Cost Sheets, Chaperone List, Bus Lists

#2 **GMSDC2023 Instagram:**



@GMSDC2023

#3 **Remind Text Updates:**



Student Tour Guidelines

These rules are enforced for your own benefit. Please read them carefully and keep them with you on the trip. You are expected to know and obey each and every one of these rules.

General Guidelines:

1. No gum on the trip please.
2. Always be on time. Wear a watch, use the buddy system, use your phone, and stay with your bus group until instructed otherwise.
3. The trip is a school function, which means all school rules will also apply while on the trip.
4. You do not have the option of opting out of certain attractions. All students and chaperones will participate in visiting all sites and attractions on the trip.
5. Pushing, shoving, yelling, fighting and any other form of horseplay will not be tolerated.
6. You are expected to use appropriate language at all times.
7. Hats and backpacks are not permitted in government buildings. Respect should be shown to any exhibit (inside and outside) that is visited.
8. Be careful of your belongings, money, and technology. These items are your responsibility. We suggest that you pack these items in your carry-on bag, not your suitcase. Your suitcase will be stowed under the bus and will not be accessible until you reach the hotel.
9. You will be traveling to unfamiliar destinations. Keep your belongings, money, and other valuables out of site.
10. When a chaperone or Tour Manager is giving instructions or information, you must be quiet and pay attention. Earphones are to be removed and all handheld devices are to be muted or turned off. Headphones should not come off of the bus at any time during the day.
11. You must follow the chaperones' and Tour Managers' instructions at all times.
12. Any misconduct on the trip will be handled in the same manner that it is handled at school. You may also face additional consequences when you return to school.
13. Inform your chaperone of any medical conditions you may have and any medication you will take. Bus nurses and/or medical contacts will administer personal meds each day at appropriate times.
14. Permitted electronics are cell phones, hand-held games, and tablets. No laptops or consoles are allowed. These items may only be used on the bus. Phones may be used as cameras while on tours. Students will be allowed time during the day to call or text home. No electronic devices with a camera, or recording capabilities, will be allowed in hotel rooms. Chaperones are responsible for collecting these before getting off the bus each evening and will they be handed out again when students get on the bus each morning.

Packing Tips

1. We are relying on parents/guardians to supervise the packing process to ensure that students bring all of the essential items and do not bring items that violate the school's code of conduct. Ultimately, you are responsible for your child.
2. Put your name on EVERYTHING; luggage, carry on, personal electronic devices, etc.
3. Snacks are permitted on the bus, but please limit drinks to a maximum of four-20 oz. (or smaller) screw on lids bottles of any kind. Glass and cans are not permitted. Absolutely no dairy, energy drinks, or coffee drinks and the like will be permitted.
4. It is in your best interest to avoid packing a heavy suitcase because you will be lifting and carrying it yourself.
5. Keep well informed of the weather forecast for Washington DC and pack accordingly. It is recommended that you dress in layers to adapt to temp changes throughout the day. Your DC shirts must be worn on appropriate days, as the outermost layer at all times.
6. Wear comfortable shoes! This trip involves a great amount of walking (9 miles/day average).

7. Pack your own toiletries (shampoo, soap, deodorant, toothbrush, toothpaste, etc...)
8. Students are expected to bathe each day. Remember we are going to be on a bus with one another for four days! Which brings us to our next point...
9. The bus toilets are for emergencies only. We stop frequently during our trip. Remember the bus carries "EVERYTHING" with us for the entire trip.
10. Do not bring a large carry-on bag. It must be small enough to fit under your bus seat.

Motorcoach Safety Guidelines

1. REMEMBER YOUR BUS NUMBER. You must ride on your assigned bus.
2. Gum is not permitted on the bus.
3. Be respectful to your chaperones and your managers. Turn off all electronics, remove earbuds/phones, face forward, and listen to your chaperones and tour managers when they are speaking to you.
4. Always remain seated while the bus is in motion, until you are instructed to exit.
5. Dispose of any wrappers or empty drink containers in the wastebasket, and keep your seat and floor area clean at all times.
6. The bathroom on the bus is for emergencies only! (second reminder) Rest stops will be made periodically.
7. Do not take any flash photos on the bus. It is very disorienting to the driver. Violation of this rule will result in your phone/camera being confiscated for the duration of the trip.
8. Do not yell or throw anything on the bus.
9. Whenever you leave the bus, be sure you know when and where you are to meet the bus.

Hotel Guidelines

1. Go directly to your assigned room and walk quietly through the halls.
2. You are not permitted to leave your hotel room for any reason at night, other than an emergency. Please remain in your room until you are instructed to exit. Your chaperone will check on you and give you any last minute information, and also take care of any issues that you may have. Make sure you know what room your chaperone is in.
3. Any noise violations from your room can result in disciplinary action for all of the room's occupants.
4. Nighttime security is in the hall for all emergencies and also to monitor and log behavior issues – Mr. Hamilton receives an incident report each morning.
5. You are responsible for getting up on your own and you are expected to be on time for breakfast.

Check Out

1. Pack as much as you can the night before you depart for home.
2. Throw all garbage in the hotel room trashcan.
3. Double check that you have all of your belongings.
4. When your chaperone dismisses you, go to the bus and load your bags.

Special Travel Tips

1. Any and all souvenirs that are purchased should be appropriate for school. Students will not purchase shot glasses, toy swords, toy guns, inappropriate shirts, laser pointers, etc.
2. Try to get adequate sleep each night. We will follow the itinerary regardless of your condition.
3. ALWAYS USE THE BUDDY SYSTEM WHEN YOU ARE NOT ON THE BUS. SAFETY IS OUR NUMBER ONE CONCERN AND THERE IS SAFETY IN NUMBERS.